


WEBER KSF

Automatic Sanding Machine

WEBER KSL

Automatic Sanding Machine



WEBER

1913

WEBER works according to a over 100-year-old tradition and experience in building grinding machines.

1955

For over 60 years, WEBER has been producing drum sanders.

2018

These days, WEBER sets new standards in the field of grinding technology with its 6 model range.

WOOD IS OUR PASSION.

New materials are constantly being used in furniture, interior design and in exhibition stand construction. And yet, the aesthetic fascination of wood is timeless. Based on decades of experience and continual innovation, we develop our automatic sanding machines to meet the highest standards. This is the best prerequisite for ensuring that the living material wood, in all its diverse varieties, will delight after processing – as the result of efficient and resource-conserving production.

QUALITY IS OUR BUSINESS.

Quality is common practice at WEBER. It is evident in the overall concept of the sanding machines, the intelligent solutions and the numerous patented details, which always have the same result: perfectly sanded surfaces.



WEBER Ergonomic and intelligent

Machine systems with complex functions need a control system that works precisely and can be intuitively operated: With the "i-Touch" rotary knob or the automatic thickness setting, WEBER offers an efficient and intelligent control concept.



From solid wood to high-gloss finish – WEBER satisfies the most exacting of requirements with regard to wood, veneer and lacquer sanding.

WEBER modularity

Joiners, panel manufacturers and the furniture industry have very different needs. New materials and new designs often demand new manufacturing processes. WEBER has a convincing answer to these continuously varying requirements. Thanks to the consistently modular design of the machines, WEBER always provides the appropriate solution to your problem: perfectly sanded surfaces.



WEBER is a member of "Blue Competence", an initiative launched by the VDMA (Verband Deutscher Maschinen- und Anlagenbau) www.bluecompetence.net

WEBER maximum energy efficiency

The economical use of resources is the top priority. WEBER fulfills these requirements in both electrical and mechanical areas. The sanding belt drives made by WEBER are equipped with motors of enhanced efficiency, the main drives featuring "Eco Drive". Workpiece cleaning and sanding belt blow-off, both controlled by the workpiece concerned, help save expensive compressed air.



Enhanced efficiency thanks to the recently developed sanding dust evacuation system. Optimized routing of the air flow reduces the extraction power required by over one-third. In conjunction with additional technical features, WEBER is a frontrunner regarding conscientious handling of resources.

WEBER Green Technology

Today, one of the biggest challenges is to use resources conscientiously. Thus, WEBER optimizes material efficiency in all fields of sanding technology. The CBF sanding technology for example reduces sanding belt use thanks to enhanced service life, in conjunction with demanding sanding jobs.



Can be combined with up to 8 machining stations.

WEBER KSF | Automatic sanding machine

Universal model for the industrial use.
For wood sanding, veneer sanding and lacquer sanding.
Also combinable into sanding machine lines
in bottom sanding versions.

8



WEBER KSF

Reinforced construction of the machining stations.

WEBER KSL | Automatic sanding machine

High performance model for the industrial use.
The premium version meets the toughest requirements
in feeding and sanding performance.

14



WEBER KSL

WEBER KSF

Automatic sanding machine

The **WEBER KSF** series is designed for the industrial use and can be equipped with up to 8 sanding stations. It is ideal for the fast and efficient wood, veneer and lacquer sanding. All WEBER sanding and brushing stations can be integrated into it in any desired sequence.



1350 mm

1600 mm



1 to 8 sanding stations

- Operating widths 1350 and 1600 mm
- Version with 1 to 8 sanding stations
- Calibrating roller drive up to 45 kW
- Infinitely variable feed speed (3–25 m/min)
- Sanding belt length 2620 mm
- Sanding belt drive with frequency control
- Segmented platen ISA/ISD
- Siemens Touch Panel TP 1200 comfort
- “i-Touch” controller
- Flexible arrangement of sanding stations
- Universal sanding lamella

WEBER SANDING TECHNOLOGY

- Contact roller
- Cross belt
- Combination station
- Sanding pad station
- CBF version
- “X-Schliff”
- Planetary head
- Texturing brush
- Galaxydisc




High performance WEBER sanding technology meets the highest standards



WEBER sanding stations

Can be integrated in any sequence


The WEBER KSF automatic sanding machine can be equipped with up to 8 machining stations. The arrangement of the sanding stations can be varied as desired. In addition to the cross belt station and the wide belt stations, such as contact roller, combination station and wide belt with sanding pads, WEBER'S CBF sanding technology, "X-Schliff" and the WEBER brush technology can also be installed. The modular construction from WEBER permits the exchange of sanding stations at a later date.



WEBER ISA sectional pressure beam

For targeted sanding pressure

A good sanding result is dependent upon reliable segmented platen pressure technology, which adjusts the sanding pressure of individual segments to the workpiece size via electronic control. With the patented WEBER ISA version the pressure pieces and sanding lamella form one unit. This unit is maintenance-free and resistant to dirt.



WEBER CBF Sanding Technology

For smooth and even surfaces

A sanded surface free from chatter marks is an outstanding quality feature. WEBER has found the perfect solution in CBF technology. It operates with a crosswise running lamella belt situated internally within the wide belt station. The pressure lamellas continually interrupt contact to the sanding grains and thus prevent the sanding belt from leaving undesired chatter marks. The result: the surface is perfectly smooth and even. At the same time, the continually changing force prevents the surface from heating up and the sanding belts from sticking during the processing of lacquered and plastic surfaces. Similar to a cross sanding unit, the lamella belt operates without a control system, retains the full tolerance compensation of the segmented platen, wears evenly, and is economical to replace.



WEBER wide belt sanding

For perfect sanding results

The contact roller is used in the production of even surfaces and is also known as calibration. The spiral-shaped, grooved roller guarantees the highest degree of precision and enables large chip removal as well as ensures a long service life. The sanding pad serves to ensure improved surface quality - with solid wood and veneers. The segmented version of the sanding pad with electronic control can process tolerances up to 2 mm with the highest consistent quality.



WEBER Planetary head

For a homogeneous grinding pattern

Regarding the planetary head, WEBER sets new quality standards for sanding. This patented unit ensures a perfect surface independently of the direction of the wood fibres or the shape of the workpiece. It breaks all edges uniformly during its passage. It can also be used to machine 3D surfaces, radii and profiles. During the subsequent lacquering process, the wood fibres practically no longer rise. This helps to save lacquer and to improve the surface quality.



WEBER cross sanding

For surfaces with reduced fibres


Automatic cross sanders have a long tradition at WEBER. Cross sanding means that the first sanding is performed crosswise to the feed direction and subsequent finish sanding in lengthwise direction. The crisscrossing cutting motion offers advantages over multiple inclined or lengthwise sanding steps. The cross belt operates at a 90° angle perpendicular to the grain. As a result, the fibrous surface texture, which normally runs lengthwise, is divided into small sections and subsequent removal is simplified. This removal is subsequently carried out using one or more wide sanding belts. Due to the crisscrossing sanding directions, noticeably fewer and shorter fibres remain on the surface.



WEBER Texturing brushes

For textured surfaces

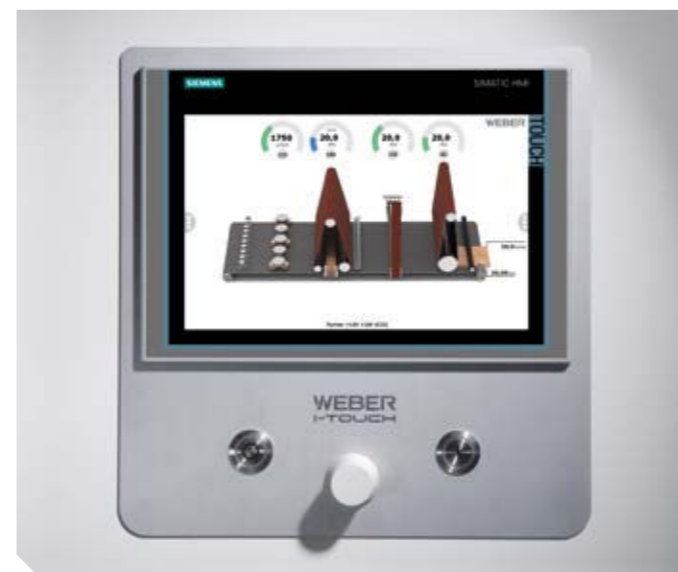
Texturing brushes are used for texturing wood surfaces. The brushes remove softer areas from the wood surface and a ridged surface emerges. For coarse textures metal wire brushes are used, while brushes with abrasive plastic bristles or sanding brushes are used for subsequent smoothing.



WEBER "X-Schliff"

All sanding processes in one station

Flexibility is becoming increasingly important. For this reason, WEBER "X-Schliff" has all the sanding processes together in a single station. The sanding station can be easily converted from wide belt to cross belt sanding. Thus, sanding processes can alternate between calibration, longitudinal or cross sanding or using WEBER CBF sanding technology. Since today's requirements for various surfaces and lacquers call for different sequences of crosswise and lengthwise sanding, this new technology is able to simply respond to it. It enables lengthwise or crosswise final sanding, thus saving an additional machining station.



WEBER "i-Touch" controls

Intuition as a principle

The WEBER KSF automatic sanding machine is equipped with a high quality 12", 15" or 19" Siemens touch operating terminal. The new control is consequently focused on transparency and clarity. Thus, the operation is even more intuitive and efficient. As an alternative, the tried and tested "i-Touch" control knob can guide you through the most important menu functions. All adjustments can be made and saved on the operating terminal. Integration into higher-ranking control systems or interlinking with other machines is no problem.

WEBER KSL

Automatic sanding machine

The **KSL** series is the **high performance model** from WEBER for industrial use. In addition to all the advantages of the KSF series, the KSL is distinguished by a reinforced construction of the machining stations, a contactless workpiece detection and high speed electronics. In this way the WEBER KSL meets the highest requirements in feeding and sanding performance.



1350 mm

1600 mm

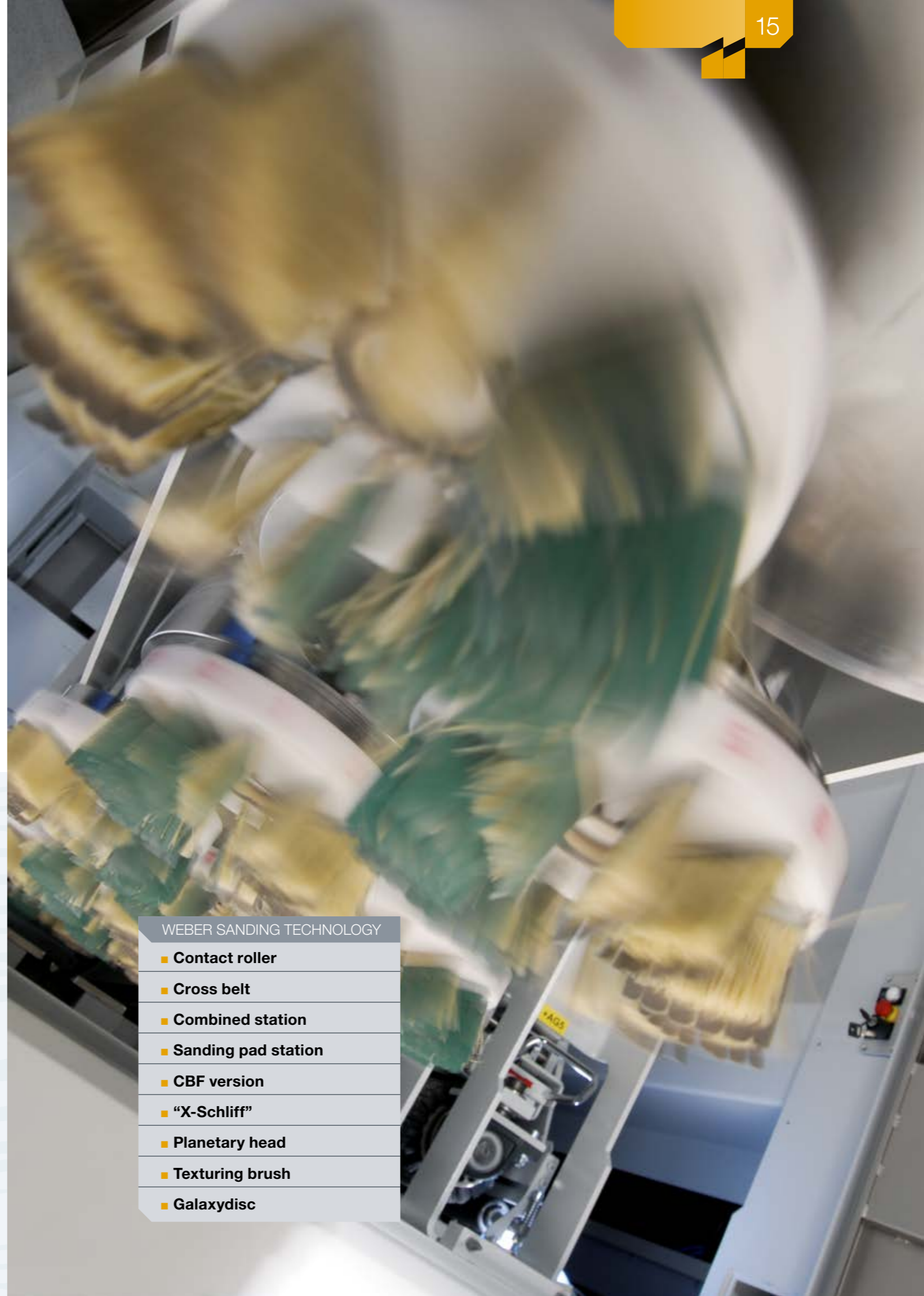


1 to 8 sanding stations

- Operating widths 1350 and 1600 mm
- Version with 1 to 8 sanding stations
- Calibrating roller drive to 45 kW
- Infinitely variable feed speed (5–70 m/min)
- Sanding belt length 2620 mm
- Sanding belt drives with frequency control
- Segmented platen ISA/ISD
- Siemens Touch Panel TP 1200 comfort
- “i-Touch” controller
- Flexible arrangement of sanding stations
- Universal sanding lamella

WEBER SANDING TECHNOLOGY

- Contact roller
- Cross belt
- Combined station
- Sanding pad station
- CBF version
- “X-Schliff”
- Planetary head
- Texturing brush
- Galaxydisc



WEBER KSF/KSL

Sanding lines

WEBER sanding lines are designed for the industrial use. These lines work with direct transfer of the workpiece or intermediate conveyor belt. The machine control is central or via single panels.



The bottom sanding stations are arranged vertically and therefore easily available for a sanding belt change. The belt lengths of the bottom sanding stations are identical with the belt lengths of the top sanding stations.

All the sanding and brushing stations, including the WEBER planetary head technique, are available.






WEBER line integration

Unlimited integration

WEBER automatic sanding machines are used in production lines and lacquering units for wood sanding and also for lacquer intermediate sanding. The WEBER CBF sanding technology plays an important role in the final sanding for both processes. The quality of the resulting sanding represents the optimum basis for subsequent staining and lacquering. Since WEBER automatic sanding machines are controlled by Siemens S7 control systems, line integration is easily possible for all well-known manufacturers of lacquering units. In this way, the necessary parameters can be predefined and set centrally from the control station. To accommodate difficult spaces on site, the machines in the production lines are available with left-hand or right-hand operating and belt exchange sides.



WEBER Light Messaging System

Operator guidance with light strip

A light strip at the inlet informs the operator intuitively with different colors about the recent state of the machine. The colors signalize different operating states via permanent or pulsating light. Through explicit signals, the machine can be watched even from a distance, because the operator is informed easily, if an intervention is necessary. For example, when the life time of the sanding belt is reached or maintenance is required.



Quality “Made in Germany”

Our company, rich in tradition, can look back on over 100 years of sanding machine manufacturing.

The WEBER machine works are synonymous with innovation and high-quality machine construction.



Hans Weber
Maschinenfabrik GmbH
Bamberger Str. 20
D-96317 Kronach
Tel. +49 (0)9261 409-0
Fax +49 (0)9261 409-399
E-Mail: info@hansweber.de
www.hansweber.de

WEBER