

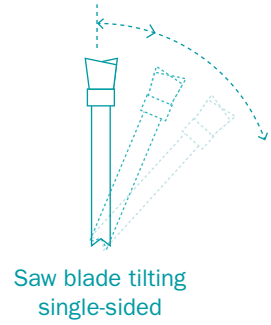
Now's the time for the all-rounder.

T60C

MARTIN



T60C



The new all-rounder in the Premium Compact Class. As versatile as the materials you process.

The T60C is ideal entry model into the Premium Compact Class. It offers the perfect balance between price and performance, as all key components of the T60C are designed as you would expect from a MARTIN machine. In an area where a higher price does not necessarily mean better performance, the T60C is deliberately intended to be a more compact offering. Purposeful machine construction, paired with control technology that is reduced to the fundamentals make the T60C an excellent partner for anyone looking for a cost-effective way to enter the premium saw class.



T60C with accessories (more information in Options book)

T60A20 | Electrically adjustable scoring-saw unit



Screen control

+

Cutting width
1,350 mm

+

Cutting width setting via
hand wheel

+

**Hand wheel for the positioning
of the rip fence.**

With the standard hand wheel adjustment
you control the fence jaw of the T60C
comfortable from the operating position –
completely without electronic control.

Advantage thanks to innovative operator guidance.

A perfect interaction.

The modern control system of the T60C ensures a perfect interplay of man and machine. The control panel at eye level delivers all information, which facilitates efficient operation of the sliding table saw. Height and angle of the saw blade are precisely positioned in seconds, the cutting width is precisely digitally displayed. Numerous calculation aids make sure that even complex tasks become child's play. For the precise calculation of your steps and a quick tool change the dimensions and data of up to 50 saw blades can be stored in the tool menu.



The innovative technology of MARTIN operator guidance leads to incomparable results.



Perfect control of the situation.

Thanks to the harmonious combination of traditional operation with the latest electronic support, the user is supported in all operating and work tasks in a clear manner and in accordance with the situation.

A black hand wheel with a central white dot and a handle, mounted on a teal surface. The wheel is connected to a black rod that extends to the left. The background shows a white metal structure above the teal surface.

Hand wheel adjustment of the rip fence.

With the hand wheel adjustment, which is part of the base equipment of the T60C, you can comfortably control the fence jaw of the T60C from the operating position – completely without electronic control.

MARTIN


T60C

Hand wheel or control system? Your choice.

With the standard hand wheel adjustment you can control the fence jaw of the T60C from the operating position – completely without electronic control. The digital indicator in the control system enables you to make quick, precise settings, to the tenth of a millimetre, the ruler is simply blocked via lever. Thanks to the hand wheel the entire cutting width can be set from the workplace, you don't have to run around the machine any more.

An even more efficient option, of positioning the rip fence is to motorise it and to fully integrate it into the control system. With this accessory you build your T60C into a machine controlled on three axes. Along with cutting height and angle you also control the cutting width precisely, quickly and comfortable with the support of the control system. Naturally the 3rd axis is also fully integrated into all cutting menus.





Support for angle cuts.

Every T60C offers extensive support for angle cuts. Fixed stopping points for angles often required are also a matter of course here, just like electronic support for length compensation for precise angle cuts on the cross-cut fence. The optional mitre cross-cut table turns your T60C into a genuine angle cutting centre.

Play-free running over entire width.

The construction of the rip fence deliberately refrained from using a round rod guide. Instead, the fence is guided in a high-quality, precise manner using four powerful grooved ball bearings. The ruler moves freely over the table without bracing. If large plates need to be segmented, the fence can be removed from the carriage in a fast movement.

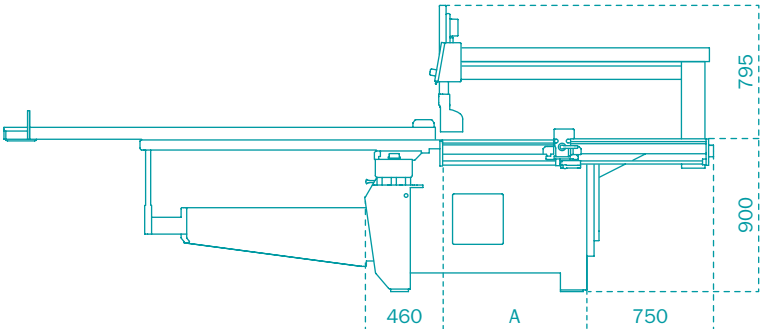
Sliding table | T60A03



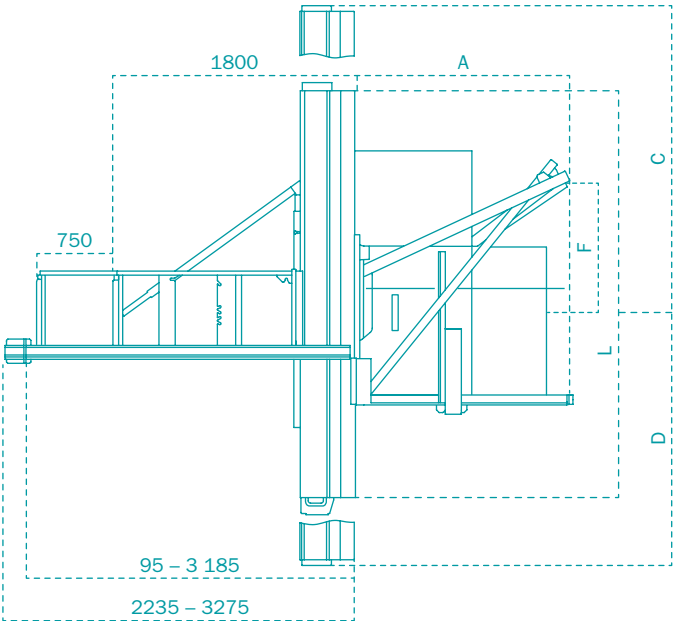
Smooth and precision guidance across the entire length.

The MARTIN hardened steel guide system has been used for the sliding table guides of our sliding table saws since 1959. The unbeatable advantage of this system is the principle of smooth and precision guidance of the table in the long term. The fact that the hardened running surfaces are kept oil-moist is a particular quality feature. This prevents dust and dirt from permanently adhering to the running tracks and the movement of the table ensures ongoing self-cleaning. Another important quality feature is the omission of any plastic parts in this component which is so important for the cutting quality. The screwed table lip – uniquely from MARTIN – means that it's really easy to “undo” any damage caused by large moving saw blades.

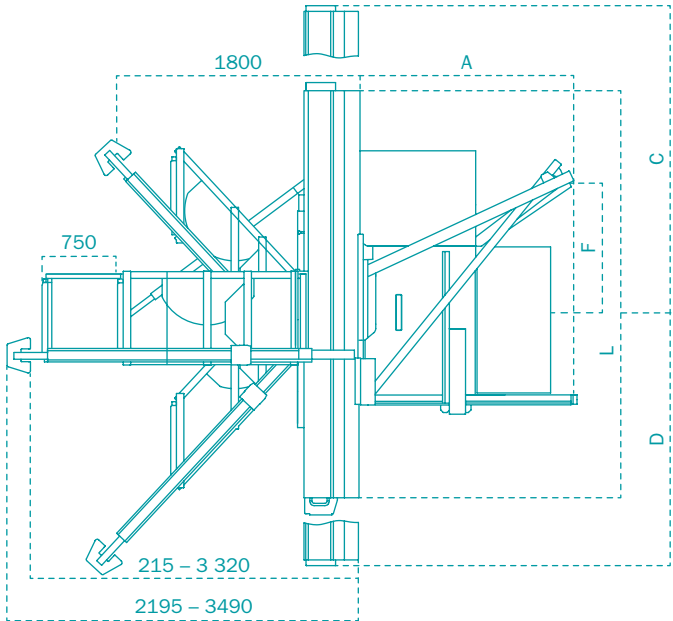
T60C



T60C | Side view



T60C | Plan view



T60C | Plan view

A Cutting width	F Clearance	L Sliding-table length	Sliding cut	C D Movement range
850	780	1,900	1,900 x 1,900	2,500 2,400
1,350	780	3,000	3,000 x 3,000	3,600 3,500
		3,300	3,300 x 3,300	3,900 3,800
		3,700	3,275 x 3,700	4,300 4,200

Technical data	T60A	T60C	T65
Motor power optional	4.0 kW 5.5 kW 7.5 kW	5.5 kW 7.5 kW 11.0 kW	5.5 kW 7.5 kW 11.0 kW
Cutting height	87.5 mm optionally 130 mm	130 mm	204 mm
Saw blade tilting range	46°	46°	46°
Saw blade diameter	315 mm optionally 400 mm	400 mm	550 mm
Speed optional	5,000 rpm 4,000 4,800 6,000 rpm	4,000 4,800 6,000 rpm –	2,800 4,000 5,000 rpm –
Main saw blade change	ProLock	ProLock	ProLock
Blade thickness	max. 6 mm special tools up to 15.3 mm (0°)	max. 6 mm special tools up to 15.3 mm (0°)	max. 6 mm special tools up to 20.0 mm (0°)
Cutting width (A) optional	850 mm 1,350 mm	1,350 mm 850 mm	850 mm 1,100 1,350 1,600 mm
Sliding table length optional	3.0 m 1.9 3.3 3.7 m	3.0 m 1.9 3.3 3.7 m	3.0 m 1.9 3.3 3.7 4.3 5.1 m
Control	–	3.5" screen control	5.7" touchscreen
Display resolution	0.1°	0.1 mm 0.1°	0.1 mm 0.1°
Control panel	in frame	at eye level	at eye level, inclined, 2x rotation
Cutting angle/height	Electrically via push button (rapid speed or creep speed), incl. digital display of the tilting angle	controlled	controlled
Cutting width	by hand, fine adjustment according to scale	via hand wheel incl. digital dimension indicator	manually, by scale with fine adjustment optionally by hand wheel including digital dimension indicator, controlled
Extraction connection	120 mm on frame 60 mm on riving-knife guard	120 mm on frame 100 mm on guard	120 mm on frame 100 mm on guard
Weight	approx. 1,300 – 1,450 kg	approx. 1,350 – 1,500 kg	approx. 1,600 – 2,100 kg

The machines generate very little dust as per BGI 739-1 Annex 1.

All dimensions in millimetres. Manufactured in Germany.

Dimensions and specifications subject to technical innovation and may be changed without notice.

Illustrations may differ from the original. The binding technical features and equipment are given in the applicable price list.

Visit us at:

Website



Facebook



YouTube



Brochure



Contact us at:

+49 (0) 8332 911 - 0

sales@martin.info

MARTIN